

CRISP & GREEN®

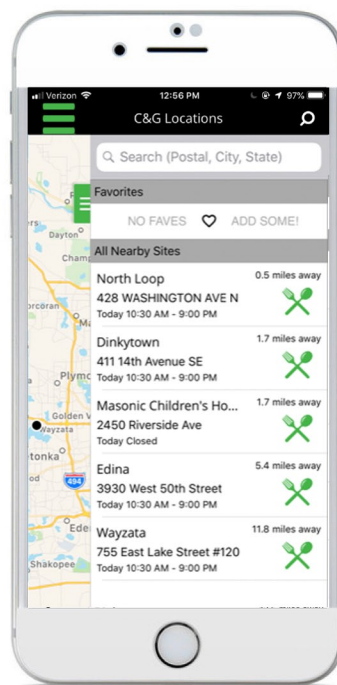
APP ORDERING GUIDE - MASONIC CHILDREN'S HOSPITAL

PLEASE NOTE, ORDERS MUST BE PLACED BY 10:30 AM FOR DELIVERY BY 12:00PM



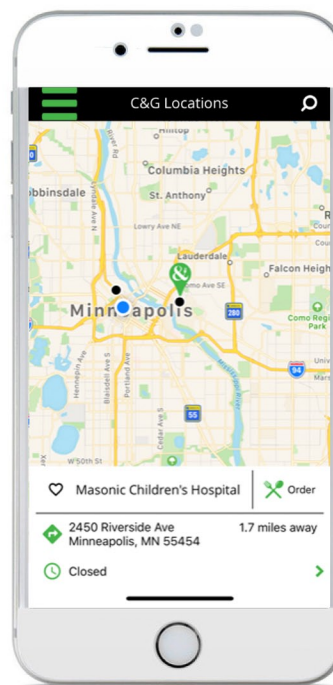
STEP 1:

Download the CRISP & GREEN App, available in the Apple App Store or in the Google Play Store. Then, create an account.



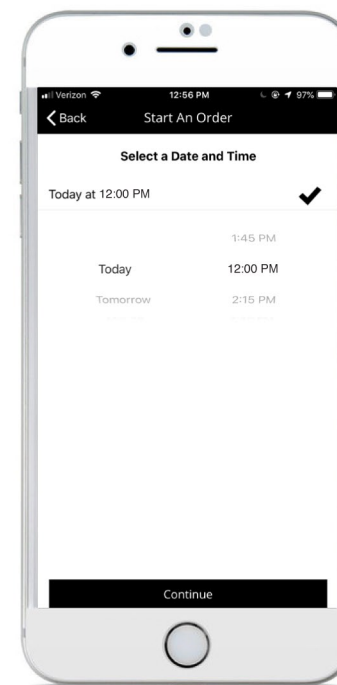
STEP 2:

Select "locations" from menu in the upper left corner, then select the Masonic Children's Hospital



STEP 3:

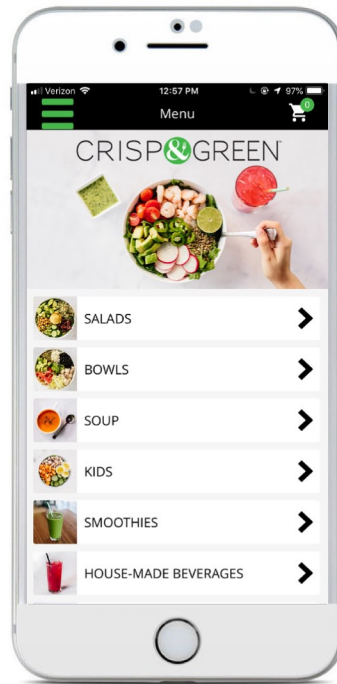
Select the "order" option.



STEP 4:

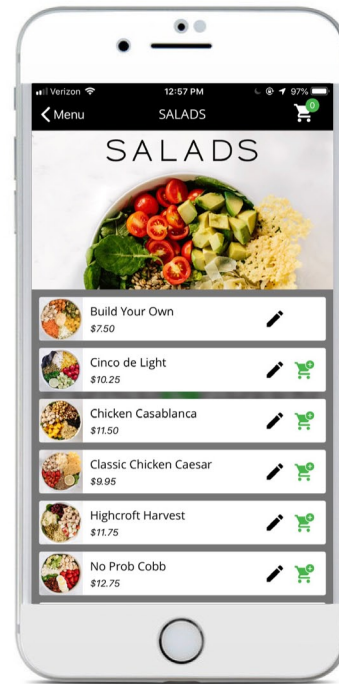
Choose a date and time that corresponds with a Monday, Wednesday or Friday delivery date. Please note that noon will be the only delivery time option available.

CRISP & GREEN®



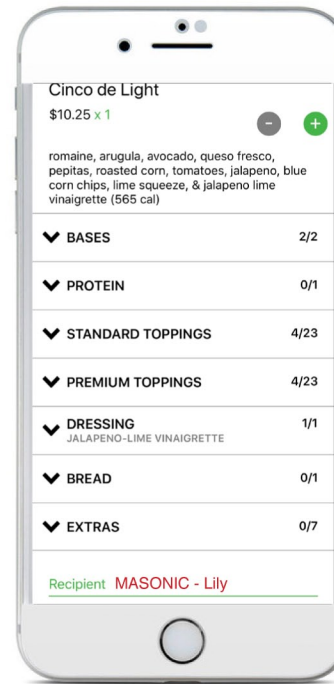
STEP 5:

Select your order! First select the category of your choice and sub menus will follow.



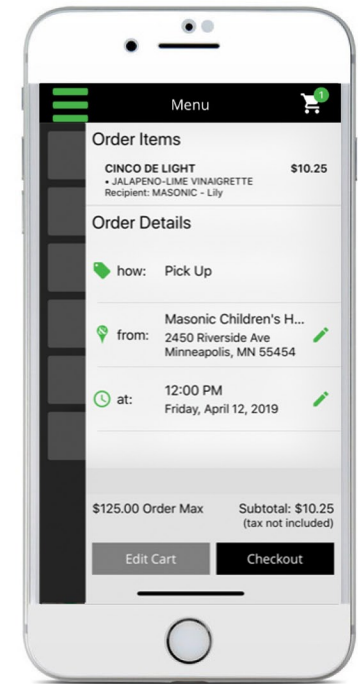
STEP 6:

When you decide what you'd like, tap the pencil icon, not the cart icon. This is where you'll enter in that this order is being delivered.



STEP 7:

When you tap the pencil icon next to the menu option you'd like, it will take you to an ingredient screen. Make any modifications you'd like, then SCROLL DOWN to the bottom where it says 'recipient'. Type "MASONIC - your name"



STEP 8:

Review your order and ensure the following information is present:

1. Recipient line states: "Masonic - Your name"
2. Under Order Details, it states: "Pick Up" - don't worry, we will know it's for delivery to Masonic!
3. Date and Time is a Monday, Wednesday or Friday for 12:00pm



Once you place your order, you'll be guided through payment information. Once you've paid, you'll receive an order confirmation on your email associated with your app so you know you're all set!

Your order will be delivered to our special kiosk located in the hospital lobby. Please have your order confirmation screen ready to show a volunteer.

Call us at 612-208-1471 if you have any questions. We look forward to serving you!
-The CRISP Crew